


Part number

# CX 02 4BM



## Brief description:

male insert, 2 poles, screw terminal connections, 40A 1000V, 8kV, 3, silver plated, 1 module, modular units series MIXO

Product description		Approvals / Standards	
<b>Model</b>	male insert	<b>Reference standard</b>	EN 61984 (2001-11)
<b>Version</b>	screw connection	<b>Quality mark</b>	 EAC
<b>Product type</b>	with male contacts	<b>Conformity</b>	CQC, CE
<b>Family</b>	MIXO series, customizable inserts	<b>General ordering information</b>	
<b>Size</b>	1 module	<b>EAN13 code</b>	8015747048194
<b>N. of poles</b>	2 poles	<b>Tariff number</b>	85369095
Technical data		Packaging Information	
<b>Current</b>	40 A (A.C. and D.C.)	<b>Packaging length</b>	180,00 mm
<b>Voltage</b>	1000 V	<b>Packaging height</b>	130,00 mm
<b>Rated impulse withstand voltage</b>	8kV	<b>Packaging width</b>	150,00 mm
<b>Pollution degree</b>	3	<b>Packaging weight</b>	2,00 kg
<b>Wire cross-section</b>	6,00 mm <sup>2</sup> - 10,00 mm <sup>2</sup>	<b>Packaging volume</b>	3,51 dm <sup>3</sup>
<b>AWG size</b>	10 - 8	<b>Packaging description</b>	Carton box
<b>Operating temperature range (min, max)</b>	-50°C ... +70°C	<b>Packaging quantity</b>	60 Pcs
<b>Contact type</b>	silver plated	<b>Packaging EAN code</b>	8015747221139
<b>IP degree of protection</b>	IP20 without enclosure; IP65/IP66/IP67/IP68 with enclosure	<b>Sub-packaging length</b>	35,00 mm
Further technical details		<b>Sub-packaging height</b>	40,00 mm
<b>Characteristics according to EN 61984</b>	40A 1000V 8kV 3	<b>Sub-packaging width</b>	155,00 mm
<b>Insulation resistance</b>	≥ 1 GΩ	<b>Sub-packaging weight</b>	0,33 kg
<b>UL 94 flammability rating</b>	V-0	<b>Sub-packaging volume</b>	0,22 dm <sup>3</sup>
<b>Weight</b>	25,00 g	<b>Sub-packaging description</b>	Carton
		<b>Sub-packaging quantity</b>	10 Pcs
		<b>Sub-packaging EAN barcode</b>	8015747143684

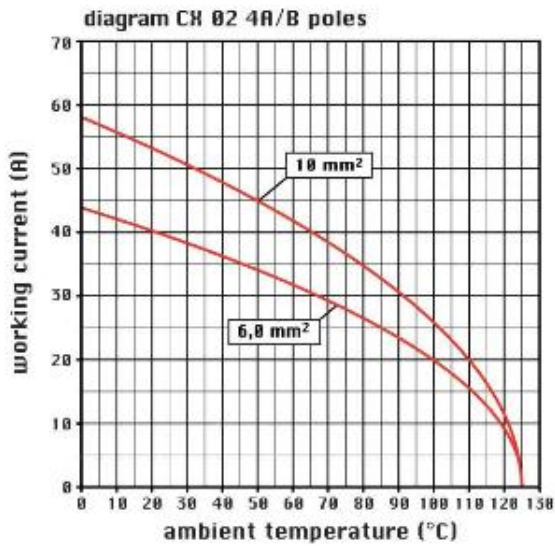
Part number

# CX 02 4BM

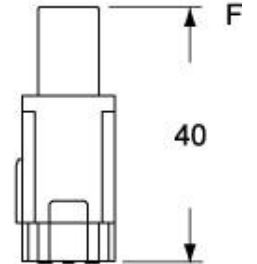
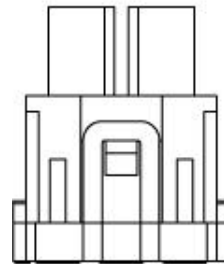
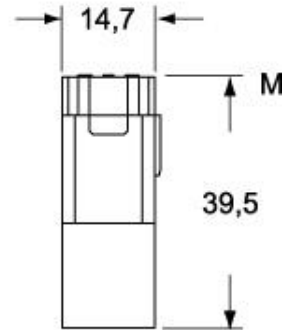
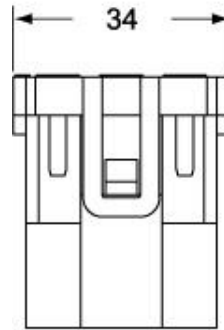


Catalogue drawings

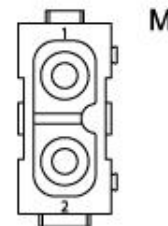
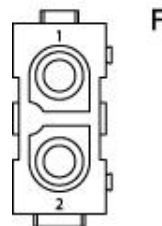
Catalogue drawings



CX 02 4BM



CX 02 4BF



## Notes

Inserts CX 02 4AF - CX 02 4AM:

- characteristics according to EN 61984:  
(40A 1000V 8kV 3)  
(40A 1600V 12kV 2)

- inserts for Ø 4mm cables, section: 2.5-8 mm<sup>2</sup> - AWG 14-8
- footprint 1 module

Inserts CX 02 4BF - CX 02 4BM:

- characteristics according to EN 61984:  
(40A 1000V 8kV 3)

(40A 1600V 12kV 2)

- inserts for Ø 4.8 mm cables, section: 6-10 mm<sup>2</sup> - AWG 10-8
- footprint 1 module
- use flexible cables with sections from 2.5 to 10 mm<sup>2</sup> or extra flexible cables with sections from 2.5 to 6 mm<sup>2</sup>

- do not twist the cables
- fully insert the braids in the rear section of the contact

the modular inserts must be installed in suitable frames which in turn are installed in traditional housings or COB panel support

---